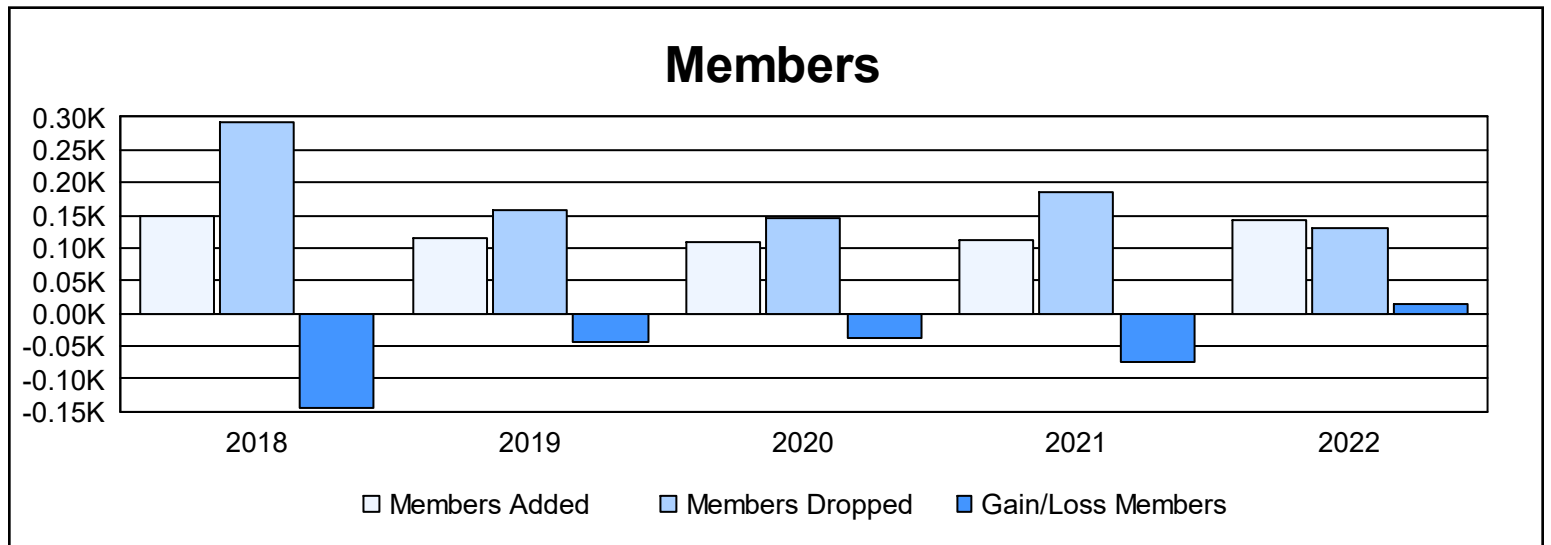
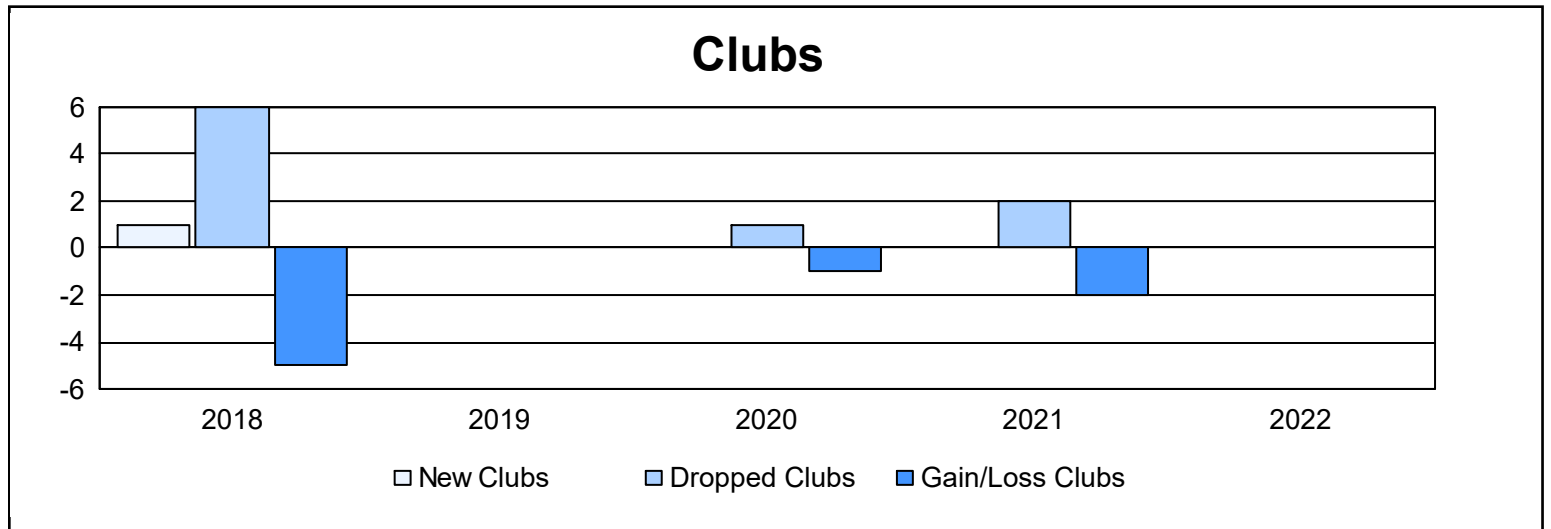
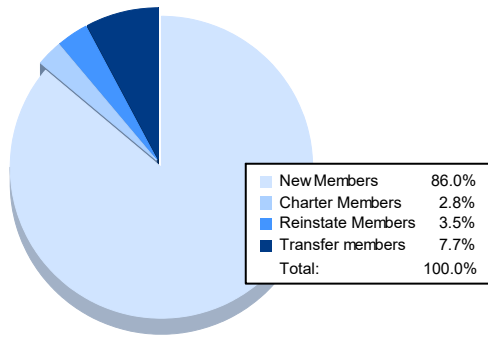


Year	New Clubs	Dropped Clubs	Gain/ Loss Clubs	New Members	Charter Members	Reinstate Members	Transfer Members	Total Member Added	Total Members Dropped	Gain/ Loss Members
2017-2018	1	6	-5	94	27	5	24	150	293	-143
2018-2019	0	0	0	99	5	8	3	115	159	-44
2019-2020	0	1	-1	103	2	1	2	108	147	-39
2020-2021	0	2	-2	81	3	2	25	111	185	-74
2021-2022	0	0	0	123	4	5	11	143	130	13
<b>Average</b>	<b>0</b>	<b>2</b>	<b>-2</b>	<b>100</b>	<b>8</b>	<b>4</b>	<b>13</b>	<b>125</b>	<b>183</b>	<b>-57</b>



### Membership Composition June 2022 Cumulative



### Gender Composition June 2022 Cumulative

